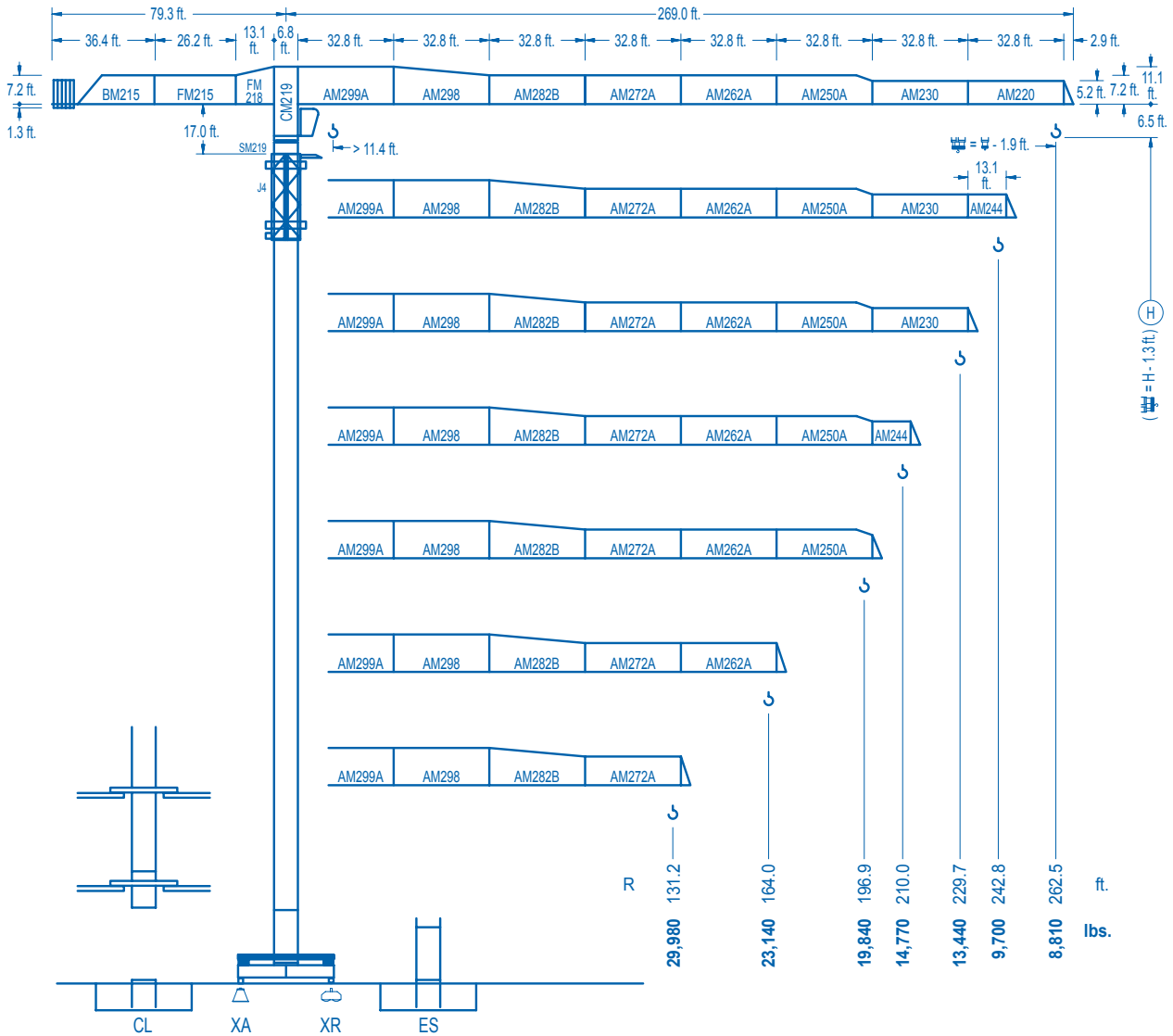


LINDEN COMANSA

LINDEN 2100

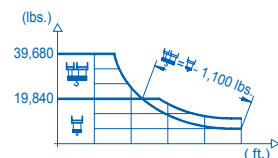
21 LC 550

39,680 lbs.



CE EN 14439 (C/25)

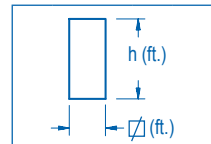
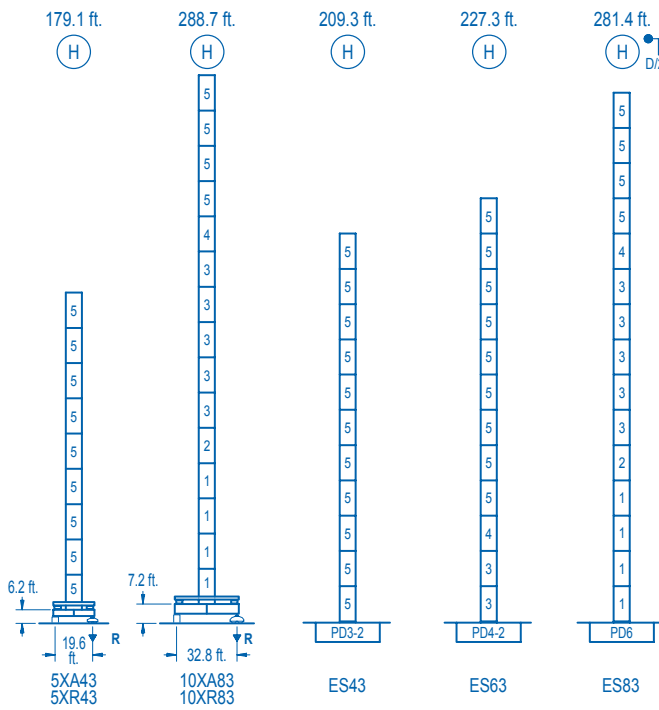
R (ft.)	H				H									
262.5	67.6 39,680	78.7 33,450	98.4 25,900	123.7 19,840	127.0 19,840	144.4 17,250	164.0 14,980	177.2 13,750	196.9 12,230	210.0 11,370	229.7 10,270	242.8 9,640	262.5 8,810	ft. lbs.
242.8	67.6 39,680	78.7 33,440	98.4 25,890	123.7 19,840	127.6 19,840	144.4 17,330	164.0 15,060	177.2 13,830	196.9 12,300	210.0 11,440	229.7 10,330	242.8 9,700	ft. lbs.	
229.7		84.0 39,680	98.4 33,140	111.5 28,750	131.2 23,870	153.9 19,840	161.1 19,840	177.2 17,890	196.9 15,930	210.0 14,840	229.7 13,440	ft. lbs.		
210.0		83.0 39,680	98.4 32,810	111.5 28,470	131.2 23,630	152.6 19,840	160.4 19,840	177.2 17,790	196.9 15,860	210.0 14,770	ft. lbs.			
196.9			100.7 39,680	111.5 35,370	131.2 29,470	144.4 26,460	164.0 22,870	186.7 19,840	196.9 19,840	ft. lbs.				
164.0			100.4 39,680	111.5 35,270	131.2 29,390	144.4 26,380	164.0 23,140	ft. lbs.						
131.2			100.4 39,680	111.5 35,310	131.2 29,980	ft. lbs.								



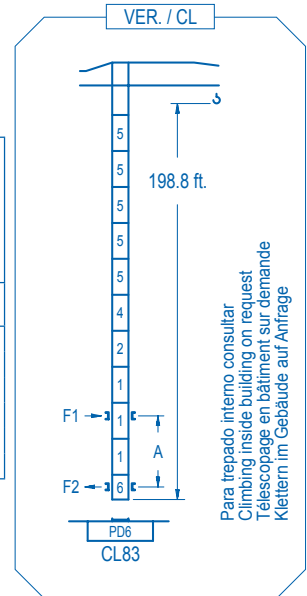
DS.1003.02 01/10

Reserva de modificaciones. Subject to modifications. Modifications réservées. Konstruktionsänderungen vorbehalten.





nº	Ref.	h	h
1	D36	8.2	18.0
2	TD36A	8.2	18.0
3	D34	8.2	18.0
4	TD34	8.2	18.0
5	D33	8.2	18.0
6	CLD36	8.2	12.4



	5XA43	10XA83
A max	132.5	242.1
B max	- 108.3	- 108.3
C max	172.9 154.9	154.9 154.9
H max	305.4 395.7	397.0 505.2

	ES43	ES63	ES83
A max	162.7	180.8	234.9
B max	- 108.3	- 108.3	- 108.3
C max	154.9 154.9	154.9 154.9	154.9 154.9
H max	317.6 425.9	335.6 443.9	389.8 498.0

R. máx. En servicio
In operation
En service
In Betrieb

5XR43.....289,240 lbs.
10XR83.....260,580 lbs.

R. máx. Fuera de servicio
Out of service
Hors service
Ausser Betrieb

5XR43.....201,940 lbs.
10XR83.....419,090 lbs.

Para otras zonas de viento o alturas superiores consultar
For other wind zones or additional hook heights on request
Pour d'autres zones de vent ou des hauteurs supplémentaires sur demande
Für andere Windzonen oder weiteren Hakenhöhen auf Anfrage

CFU-7.5
10 hp.

0 ⇄ 308 ft./min

GR-12
4 x 88 ft.lbs.

0 ⇄ 0.8 rpm

TRA-7.5 **TRA-10**
2 x 55 ft.lbs. 2 x 74 ft.lbs.

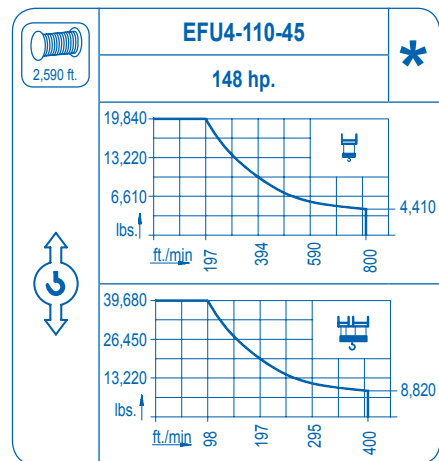
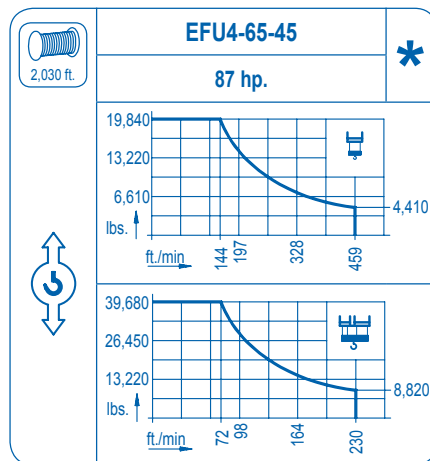
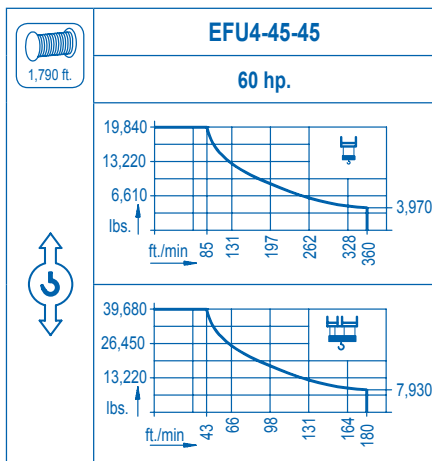
0 ⇄ 78 ft./min

5XR43 10XR83

TRA-7.5VC **TRA-10VC**
2 x 55 ft.lbs 2 x 74 ft.lbs.

0 ⇄ 78 ft./min

5XR43 10XR83



Tensión de alimentación
Operating voltage
Tension de service
Betriebsspannung

480 V
3 ph
60 Hz

Opcional
Optional
En option
Kaufoption

*

LINDEN COMANSA
Construcciones Metálicas COMANSA S. A.

Tel.: (34) 948 335 020
Fax: (34) 948 330 810
e-mail: info@comansa.com
www.comansa.com

Polígono Urbizkain
E-31620 HUARTE-PAMPLONA.- SPAIN

DS.1003.02 01/10 **21 LC 550 39,680 lbs.**